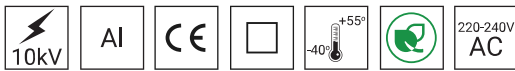
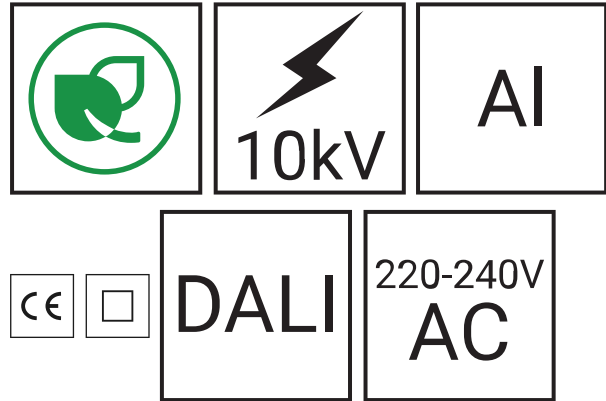




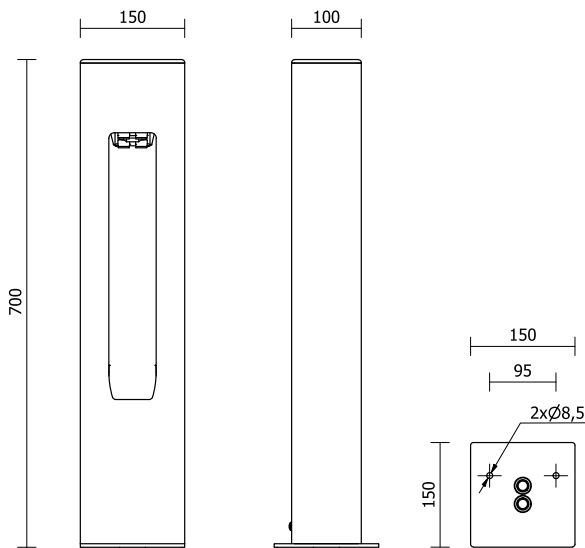
Application	surrounding office buildings, parks, pedestrians
Ingress protection	IP 66 for the optical part and the driver
Material	anodised aluminium alloy
Colour	inox / grey
Operating temperature range	from -40°C to +55°C
Expected useful lifetime	L90F10 - 50 000 h, L80F20 - 100 000 h
Input voltage frequency	50/60Hz

Carbon footprint - icon

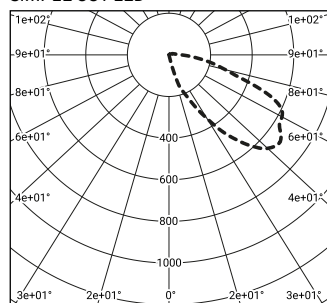


Code	Symbol	LED power	Luminaire Power consumption	Colour temperature (CCT)	Luminaire luminous flux ¹	Luminous efficacy	Unit volume	Net weight
215908/1	SIMPLE CUT LED 8	8 W	14 W	2700 K	470 lm	34 lm/W	0.022 m ³	5.6 kg
215908/3	SIMPLE CUT LED 8	8 W	14 W	3500 K	530 lm	38 lm/W	0.022 m ³	5.6 kg
215908/4	SIMPLE CUT LED 8	8 W	14 W	4000 K	600 lm	43 lm/W	0.022 m ³	5.6 kg
215908/6	SIMPLE CUT LED 8	8 W	14 W	5000 K	600 lm	43 lm/W	0.022 m ³	5.6 kg

1) ze względu na klasę dokładności diod tolerancja wartości wynosi +/- 7%



SIMPLE CUT LED



cd/klm
 — C0 - C180 - - - C90 - C270

Wyłączniki nadprądowe MCB typu B lub C

Kolumna	Typ	2A	4A	6A	10A	16A	20A	25A
SIMPLE CUT LED	B	1	2	3	5	8	10	12
	C	1	3	5	8	13	16	20

Bezpieczniki topikowe—typ gG i gL

Kolumna	2A	4A	6A	10A	16A	20A	25A
SIMPLE CUT LED	0	3	5	7	15	20	29